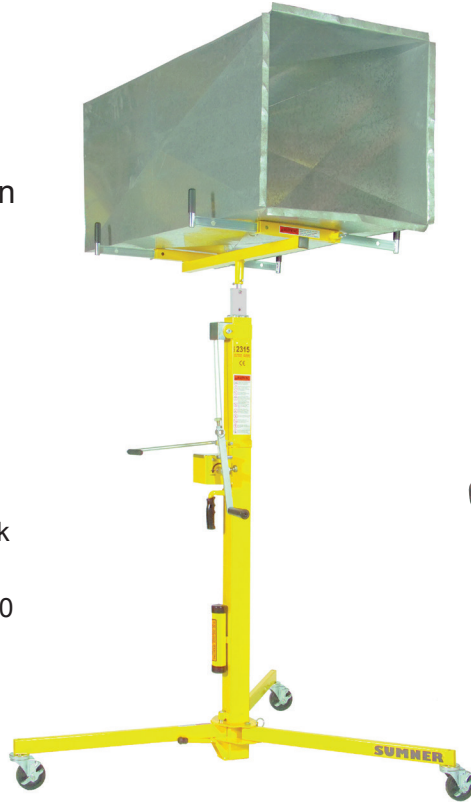


# SERIES 2300

## DRYWALL/HVAC LIFT

Perfect For One Man Drywall,  
Light Fixture & Ductwork Installation

- Solid, safe construction (CE)
- Two speed winch handle
- Quick, tool-free assembly
- One person operation
- Tilts 65° for drywall installation
- Lifts loads of 150 lbs (70 kg)
- Available in 11 ft (3.4 m) & 15 ft (4.5 m) heights
- Lightweight



Drywall lift truck available!  
Part No. 784510

Cradle tilts up to 45° for cathedral ceilings.

Loads at a convenient 34" (86 cm).



### 2300 Features

Self-braking winch with two speed winch handle. No spinning wheels, no free fall, no pinched fingers!



Lo Speed





Hi Speed



Stored Position

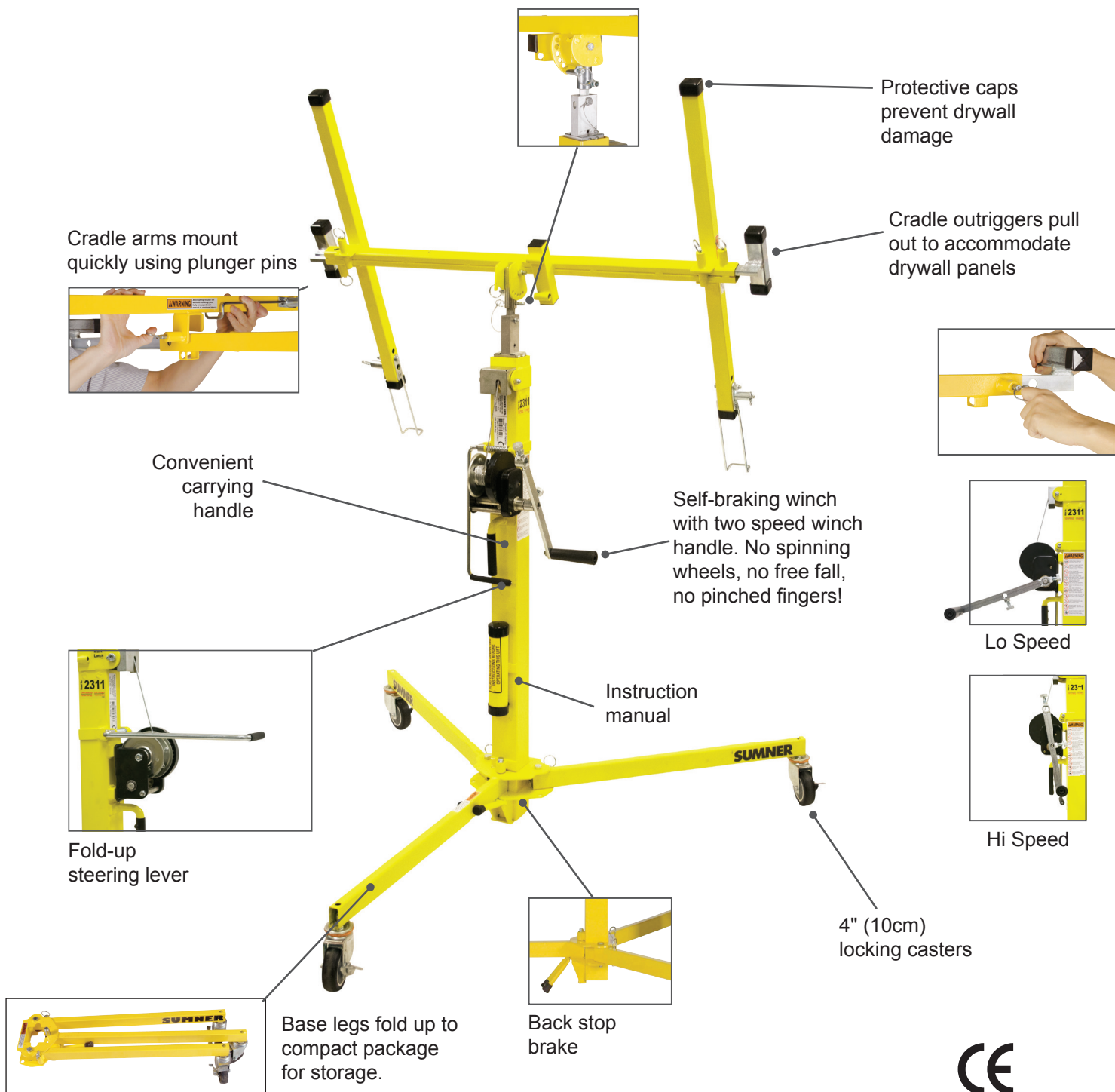
Fold-up steering lever allows operator to stand back and guide load to exact location



Back stop brake prevents lift from backing up while unloading drywall panels

# Series 2300 Features

Cradle arm can be set to multiple positions (up to 65 degrees) using plunger pins, or cradle can float freely.



Part #	Description	Load Height (maximum)		Load Height (minimum)		Load Capacity		Max. Drywall Dimensions		Base Height		Base Footprint (open)		Lift Weight	
		Feet	Meter	Inch	cm	Lb	Kg	Feet	Meter	Inch	cm	Inches	M-eters	lbs	kg
784345	2311 Drywall Lift	11' 2-3/4"	3.4	34"	86	150	70	4 x 12	1.2 x 3.7	7"	18	55 x 55 x 52	1.4 x 1.4 x 1.3	109	49.4
784346	2315 Drywall Lift	14' 9-3/4"	4.5	48"	122									N/A	115
784332	2315 HVAC Lift							87	39.5						

For more information visit [sumner.com](http://sumner.com)

© 2017 Sumner Manufacturing, Co., LLC. 2300Lift\_Brochure. \*Trademark of Sumner Manufacturing Company, LLC.

# SUMNER\*

A Southwire Company